



We goofed.

We hate making mistakes, particularly when they lead to you making a mistake. We scrupulously edit all our patterns, but when an inaccuracy does slip through we post a correction as quickly as possible.

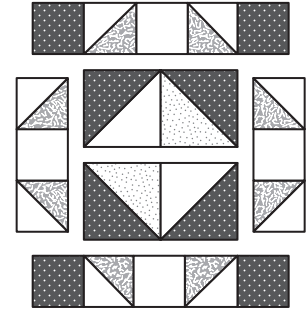
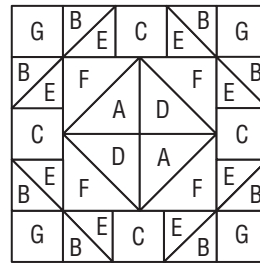
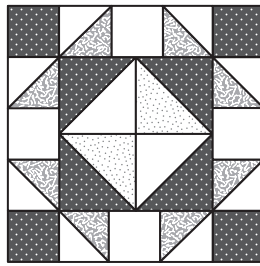
Corrections for this book have been compiled in this PDF. Any pages with errors have been completely redesigned; you can print and then insert the corrected pages in your copy of the book. If we're aware of an error, we fix it before reprinting a book, so your edition may already include these changes. Scroll to page 2 of this document to view the corrections.

The corrections listed here should allow you to complete your project with ease. If not, give us a call at 800-426-3126 and we'll do our best to help. And again, many apologies for the error.

BROKEN DISHES

10-Unit Grid

Color Illustration: page 12



FINISHED BLOCK SIZE

Single dimensions in the cutting chart indicate the size of the cut square (3" = 3" x 3").

FOR 1 BLOCK:


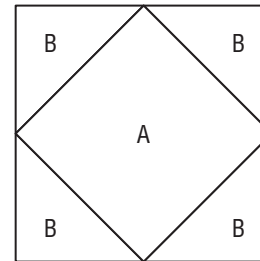

		5"	6¼"	7½"	8¾"	10"	12½"
Light	A: 1	2¾"	2¾"	3⅛"	3½"	3⅞"	4⅝"
	B: 4	1⅞"	2⅛"	2⅜"	2⅝"	2⅞"	3⅜"
	C: 4	1½"	1¾"	2"	2¼"	2½"	3"
Light 2	D: 1	2¾"	2¾"	3⅛"	3½"	3⅞"	4⅝"
Medium	E: 4	1⅞"	2⅛"	2⅜"	2⅝"	2⅞"	3⅜"
Dark	F: 2	2¾"	2¾"	3⅛"	3½"	3⅞"	4⅝"
	G: 4	1½"	1¾"	2"	2¼"	2½"	3"

Try this: Reverse the mediums and darks in every other block.

BROKEN SASH

2-Unit Grid

Color Illustration: page 12



FINISHED BLOCK SIZE

Single dimensions in the cutting chart indicate the size of the cut square (3" = 3" x 3").

FOR 1 BLOCK:


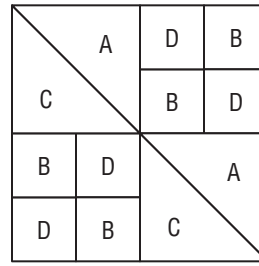

		4"	6"	8"	9"	10"	12"
Light	A: 1	T14	T19	T23	T24	T25	T27
Dark	B: 2	2⅞"	3⅞"	4⅞"	5⅜"	5⅞"	6⅞"

Try this: Use a large-scale print for A.

THE SICKLE

4-Unit Grid

Color Illustration: page 24



FINISHED BLOCK SIZE

Single dimensions in the cutting chart indicate the size of the cut square (3" = 3" x 3").

FOR 1 BLOCK:


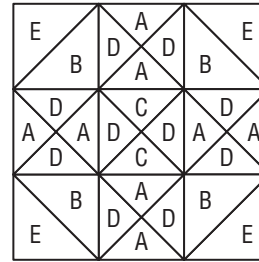

		4"	6"	8"	9"	10"	12"
Light	A: 1	2 7/8"	3 7/8"	4 7/8"	5 3/8"	5 7/8"	6 7/8"
	B: 4	1 1/2"	2"	2 1/2"	2 3/4"	3"	3 1/2"
Dark	C: 1	2 7/8"	3 7/8"	4 7/8"	5 3/8"	5 7/8"	6 7/8"
	D: 4	1 1/2"	2"	2 1/2"	2 3/4"	3"	3 1/2"

Try this: Use a medium instead of a light for A.

THE SILENT STAR

3-Unit Grid

Color Illustration: page 24



FINISHED BLOCK SIZE

Single dimensions in the cutting chart indicate the size of the cut square (3" = 3" x 3").

FOR 2 BLOCKS:

		4 1/2"	6"	7 1/2"	9"	10 1/2"	12"
Light	A: 4	2 3/4"	3 1/4"	3 3/4"	4 1/4"	4 3/4"	5 1/4"
	B: 4	2 3/8"	2 7/8"	3 3/8"	3 7/8"	4 3/8"	4 7/8"
Light 2	C: 1	2 3/4"	3 1/4"	3 3/4"	4 1/4"	4 3/4"	5 1/4"
Dark	D: 5	2 3/4"	3 1/4"	3 3/4"	4 1/4"	4 3/4"	5 1/4"
	E: 4	2 3/8"	2 7/8"	3 3/8"	3 7/8"	4 3/8"	4 7/8"

Try this: Use a medium instead of a dark for E.

